

**Title:**

**Technology aided teaching -learning in  
Environmental Studies of primary classes.**

**Author's Name: C.Venkata Giri**  
Primary Teacher  
Kendriya Vidyalaya  
AFS, Yelahanka  
Bangalore-560063.

**Address : P- 4/3**  
KV Staff Quarters  
AFS, Yelahanka  
Bangalore-560063.

**E-mail : cmrp\_42@yahoo.co.in**

**Phone : 91-9342856447**

### Abstract.

*The process of learning will be very effective, if it is presented in an organized way to the young brains, where both the auditory and the visual senses are used at the same time. The learning of new concepts will be made easy when the learner feels the things as it happens in the nature, especially learning things related to scientific or environmental topics especially where we do not get a chance to show the things as it happens. We learn 83% through sight and 11% through hearing.*

*In this process the computers and related technology like internet is a boon to make the process of learning highly effective, where we can't bring the exact things or items in to the class room for example: Showing the picture of a lightning and hail stones along with sound effects, instead of showing a 2 D picture. It is very effective if shown on the computers with other effects like sound by using LCD.*

*The software can also be used to improve imaginary or creative thinking of the learner.*

*The software is also used to evaluate the learning process in an effective way.*

*The educational CDs containing moral stories are used to effective teaching of values through LCD.*

### Key words

- *Technology tools : includes PCs, Software, devices with removable storage, LCD, OHP etc.,*
- *Effective learning*
- *Evaluation through computer based learning.*
- *Value education*
- *Creative / innovative thinking*
- *PPT : Power point presentation*

## Main Paper

### Technology Tools Used:

Computer  
L C D  
Educational CDs  
Pen drive  
Internet

The following topics have been taught by integrating technology in Environmental Studies (EVS) for classes III, IV, and V.

### Class: III

Topics Taught:

➤ **Food we eat** [Class III Food.ppt](#)

➤ **Its raining (water cycle)**

(Sample pictures downloaded from Google are enclosed. Sound and animation effects included in the PPTs)

[E:\Class III\raininig.ppt](#)

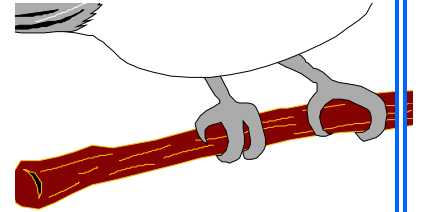
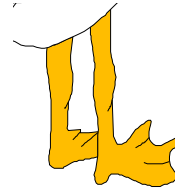

[E:\water cycle.ppt](#)

➤ **Making pots**

Sequence in making pots

[E:\Class III\Class III pots.ppt](#)

➤ **Birds beaks and claws**

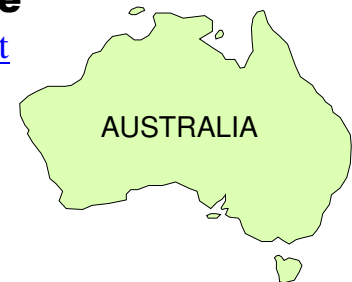

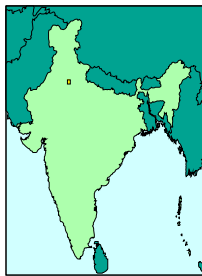


➤ **Here comes a letter**

<E:\Class III\ Here come a letter.ppt>

➤ **From here to there**

<E:\Class III\from here to there.ppt>



➤ A house like this (different types of houses)

➤ Methods of cooking.

<E:\Class III\Methods of cooking.ppt>

**Class IV**

1) A river's tale (water pollution) <A River's Tale 2.ppt>

2) The valley of flowers <Flowers in my garden.ppt>

3) Birds

4) Ear to Ear

5) The train journey <Omna's.ppt>

6) Crops (agricultural practices)

And few more topics [Living things grow.ppt](#)

**Class V (topics are from the previous text book)**

- 1) Deficiency diseases
- 2) Communicable diseases
- 3) Natural calamities [E:\Class V\Class V Nat. Cal.ppt](#)
- 4) Impact of modern means of transport and communication.
- 5) M.S. Subbalaksmi
- 6) Classical and folk dances of India [E:\Class V\classical.ppt](#)
- 7) Organ Systems of our body [RESPIRATORY.ppt](#)

And a few more.

***A sample value education PPT***

**11 ways.ppt**

***A sample sheet for developing creative thinking***

**Developing Creative.doc**

**Sample Evaluation sheets**

- 1) **Some common birds.doc**
- 2) **Class IV Work Sheet EVS.doc**
- 3) **WORK SHEET IV.doc**
- 4) **Work sheet class III.doc**

**References:**

1. Google.com
2. More clips CD
3. Buzzers animals –CD
4. Simplymedia- Birds of the world -CD
5. [http://www.victoria-adventure.org/lotus/galleries\\_main.html](http://www.victoria-adventure.org/lotus/galleries_main.html)
6. [www.flowers.vg](http://www.flowers.vg)